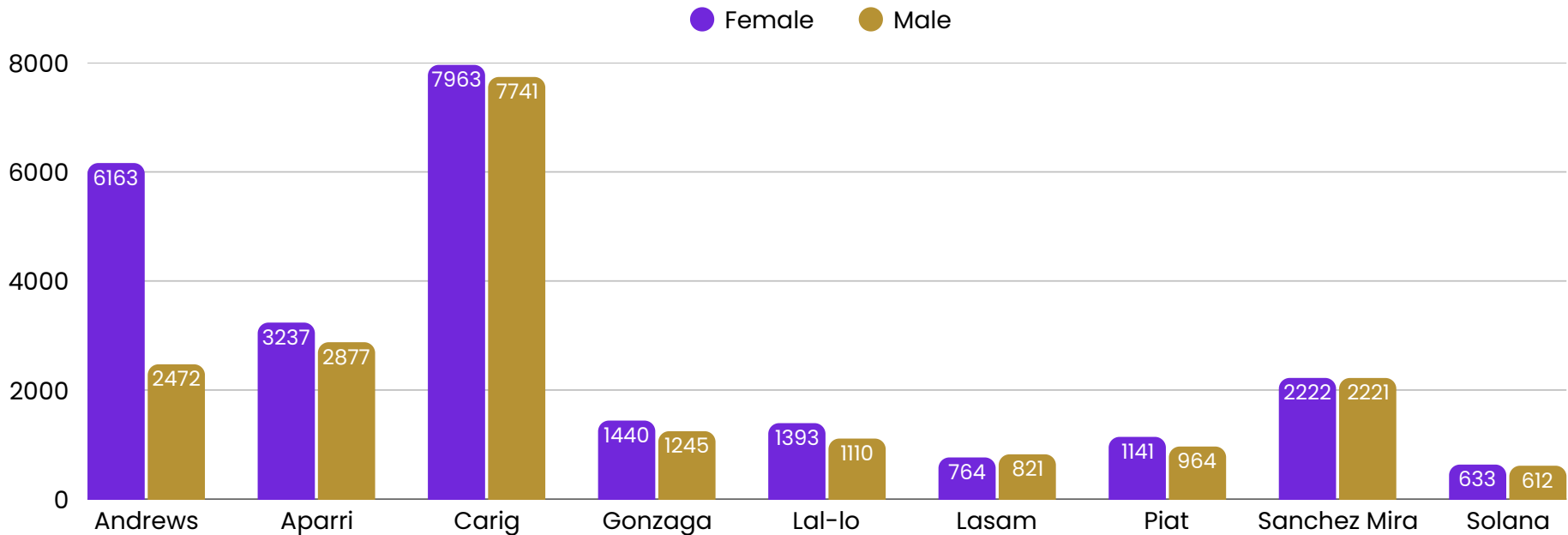




STUDENTS *in* CAGAYAN STATE UNIVERSITY

**NUMBER OF ENROLLED STUDENTS PER CAMPUS BASED ON SEX ASSIGNED AT BIRTH
ACADEMIC YEAR 2025-2026, FIRST SEMESTER**



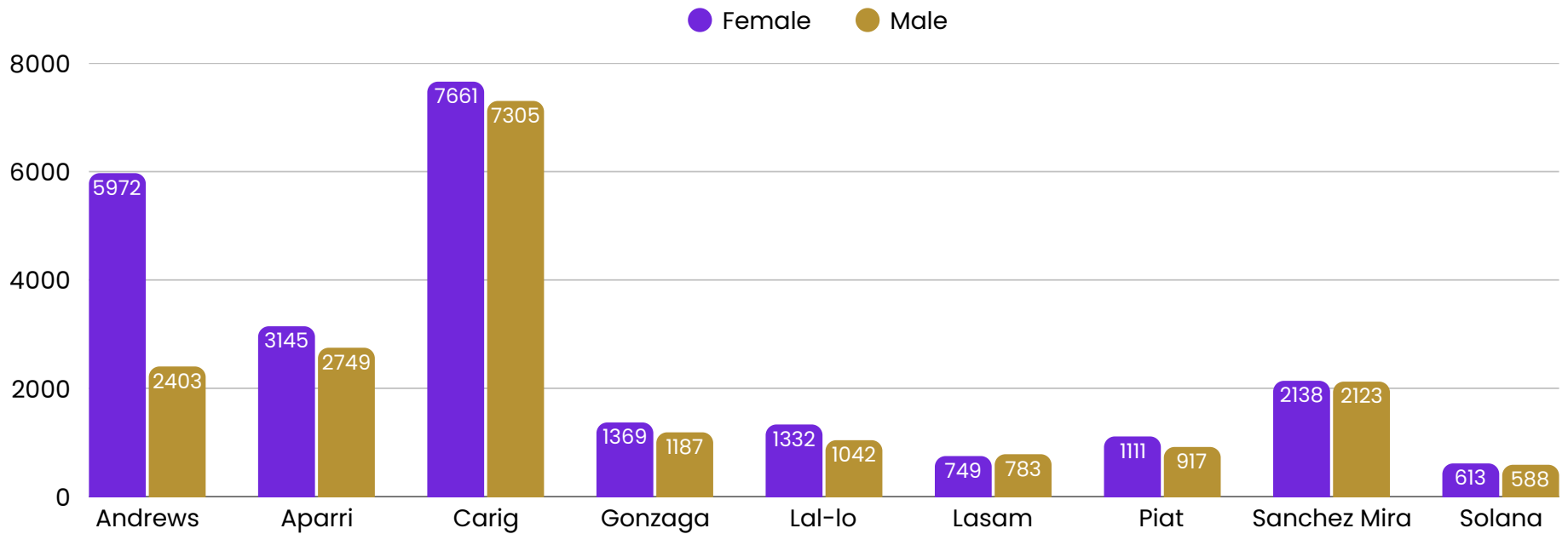
Grand Total: 45,019 (F = 24,956; M = 20,063)

The data presents the total number of enrolled students across the nine CSU campuses based on sex assigned at birth during the Academic Year 2025 - 2026, First Semester. Total enrollment reached 45,019 students, with 24,956 female students and 20,063 male, indicating a female-majority overall. Carig Campus registers the largest student count with 15,704 (7,963 female, 7,741 male). Andrews Campus follows with 8,635 enrolled students (6,163 female, 2,472 male). Aparri registered a total of 6,114 students (3,237 female; 2,877 male), followed by Sanchez Mira with 4,443 enrolled students (2,222 female; 2,221 male). Gonzaga logged a total of 2,685 enrollees (1,440 female; 1,245 male); Lal-lo 2,503 (1,393 female; 1,110 male); Lasam 1,595 (764 female; 821 male); Piat 2,105 (1,141 female; 964 male); and Solana 1,245 (633 female; 612 male).



STUDENTS *in* CAGAYAN STATE UNIVERSITY

**NUMBER OF ENROLLED STUDENTS PER CAMPUS BASED ON SEX ASSIGNED AT BIRTH
ACADEMIC YEAR 2025-2026, SECOND SEMESTER**



Grand Total: 43,187 (F = 24,090; M = 19,097)

The data presents the total number of enrolled students across the nine CSU campuses based on sex assigned at birth during the Academic Year 2025 - 2026, Second Semester. Total enrollment reached 43,187 students, with 24,090 female students and 19,097 male. Carig Campus registers the largest student count with 14,966 (7,661 female, 7,305 male). Andrews Campus follows with 8,375 enrolled students (5,972 female, 2,403 male). Aparri registered a total of 5,894 students (3,145 female; 2,749 male). Following Aparri is Sanchez Mira with 4,261 enrolled students (2,138 female; 2,123 male). Meanwhile, Gonzaga logged a total of 2,556 enrollees (1,369 female; 1,187 male); Lal-lo 2,374 (1,332 female; 1,042 male); Lasam 1,532 (749 female; 783 male); Piat 2,028 (1,111 female; 917 male); and Solana 1,201 (613 female; 588 male).

The number of student population declined to 43,187 in the 2nd Semester—a 4.1% decrease - with 5,972 female students and 2,403 male.

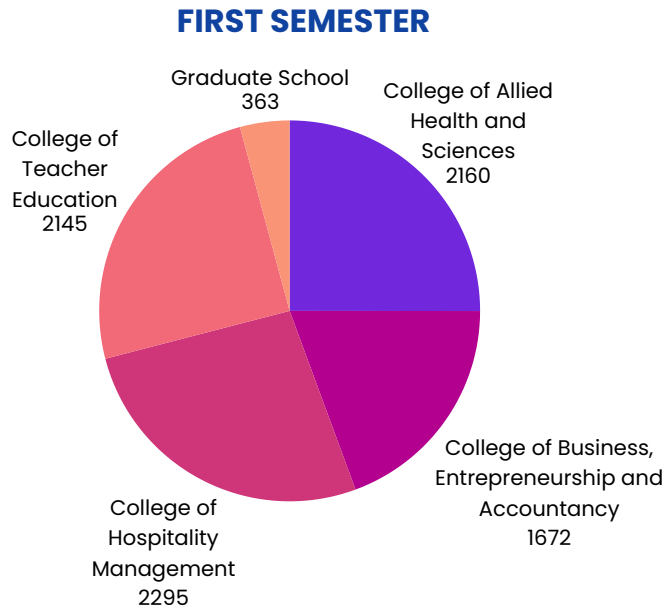


STUDENTS

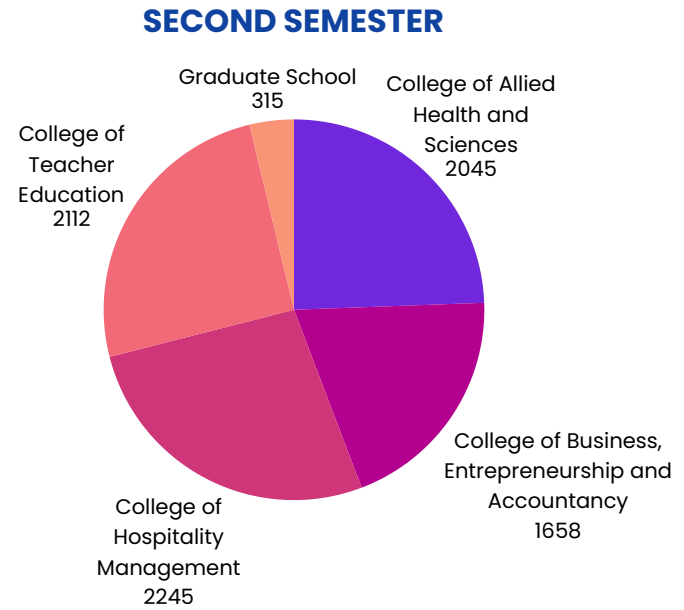
in CAGAYAN STATE UNIVERSITY

(Andrews Campus)

NUMBER OF ENROLLED STUDENTS PER COLLEGE ACADEMIC YEAR 2025-2026



Total: 8,635 (F = 6,163; M = 2,472)



Total: 8,375 (F = 5,972; M = 2,403)

The data display student enrollment in each college of Andrews Campus both for the First Semester and Second Semester of A.Y. 2025-2026. For the academic year 2025-2026 at Andrews Campus, student enrollment slightly declined from the first to the second semester across most colleges. Based on the chart, College of Hospitality Management leads significantly with 2,295 students for First Sem and 2,245 for Second Sem. This is followed by the College of College of Allied Health Sciences (2,145 → 2,045). However, in the second semester, the enrollment of CAHS moderately declined, surpassing the enrollment of College of Teacher Education during the second semester (2,112). CTE registered 2,145 students during the first semester. Moderate decreases were observed in the College of Business, Entrepreneurship, and Accountancy (1,672 → 1,658). The Graduate School, while being the smallest, also encountered decline in enrollment (363 → 315).



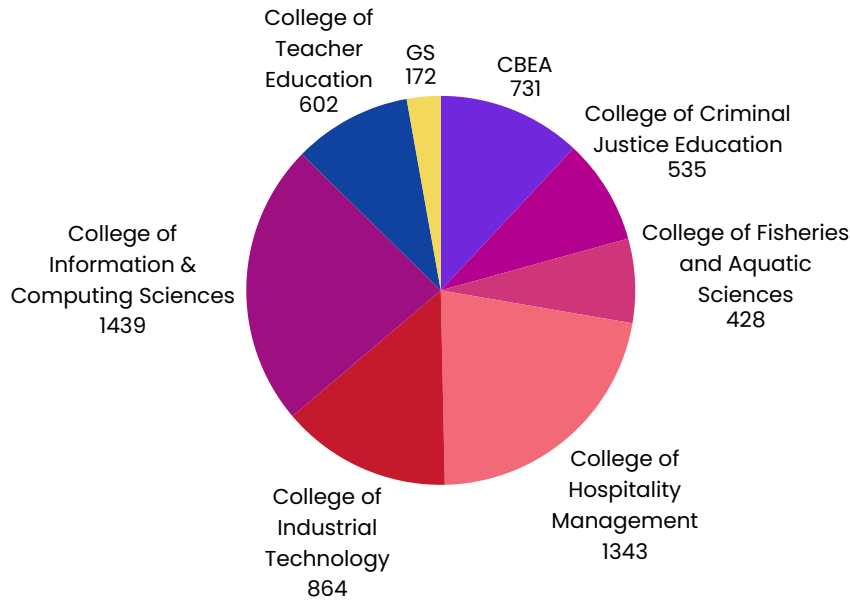
STUDENTS

in CAGAYAN STATE UNIVERSITY

(Aparri Campus)

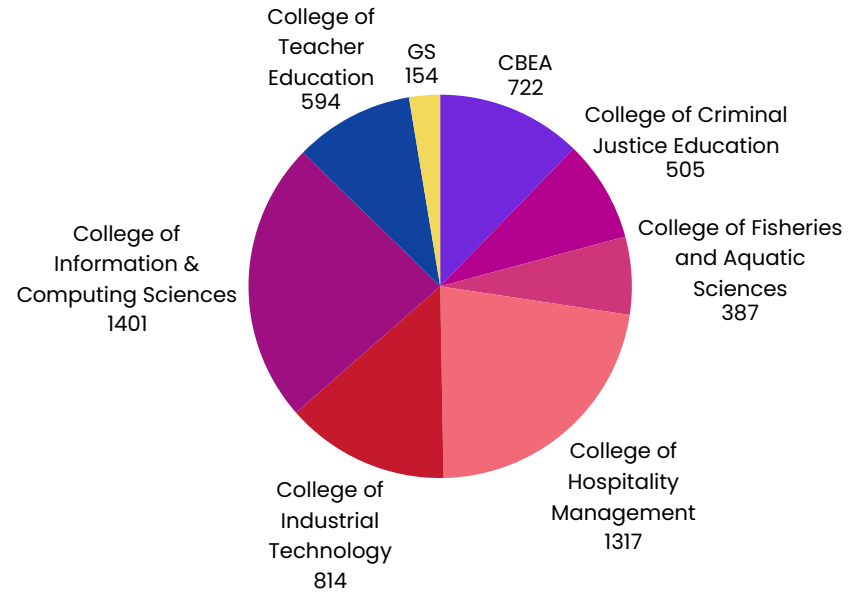
NUMBER OF ENROLLED STUDENTS PER COLLEGE ACADEMIC YEAR 2025-2026

FIRST SEMESTER



Total: 6,114 (F = 3,237; M = 2,877)

SECOND SEMESTER



Total: 5894 (F = 3145; M = 2749)

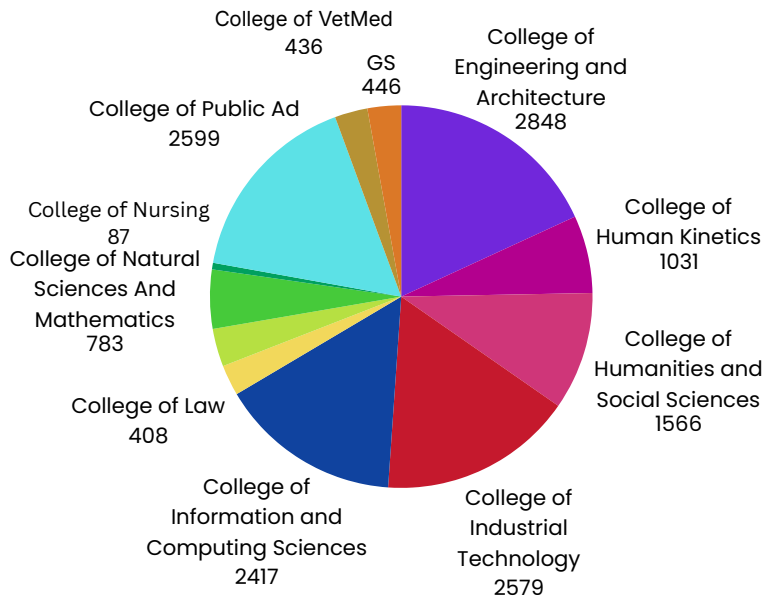
The data display student enrollment in each college of Aparri Campus both for the First Semester and Second Semester of A.Y. 2025-2026. Based on the data, student enrollment slightly declined from the first to the second semester across most colleges. The College of Information & Computing Sciences remained the largest program with 1,439 students in the first semester and 1,401 in the second, followed by the College of Hospitality Management (1,343 → 1,317) and the College of Industrial Technology (864 → 814). Moderate decreases were observed in the College of Criminal Justice Education (535 → 505) and the College of Fisheries and Aquatic Sciences (428 → 387). Smaller but steady enrollments were maintained in the College of Teacher Education (602 → 594) and CBEA (731 → 722). The Graduate School, while the smallest, dropped from 172 to 154 students.



STUDENTS *in* CAGAYAN STATE UNIVERSITY (Carig Campus)

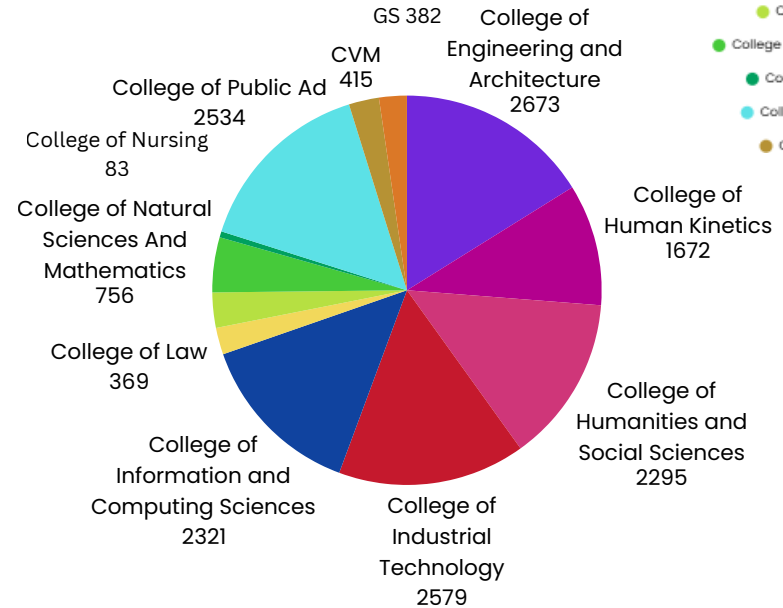
NUMBER OF STUDENTS PER COLLEGE BASED ON SEX ASSIGNED AT BIRTH ACADEMIC YEAR 2025-2026

FIRST SEMESTER



Total: 15,704 (F = 7,963; M = 7,741)

SECOND SEMESTER



Total: 14,966 (F = 7,661; M = 7,305)

- College of Engineering and A..
- College of Human Kinetics
- College of Humanities and S..
- College of Industrial TechnoL..
- College of Information and C..
- College of Law
- College of Med
- College of Natural Sciences..
- College of Nursing
- College of Public Ad
- CVM
- GS

The data display student enrollment in each college of Carig Campus both for the First Semester and Second Semester of A.Y. 2025-2026. Enrollment remained strong but shifted slightly between semesters. The College of Engineering and Architecture led with 2,848 students in the first semester and 2,673 in the second, followed by the College of Industrial Technology (2,579 in both semesters) and the College of Information & Computing Sciences (2,417 → 2,321). While most colleges experienced modest declines, the College of Humanities and Social Sciences grew from 1,566 to 2,295 students, and the College of Human Kinetics rose from 1,031 to 1,672, marking significant gains. Smaller colleges such as Nursing (87 → 83) and Law (408 → 369) remained steady but showed slight decreases.



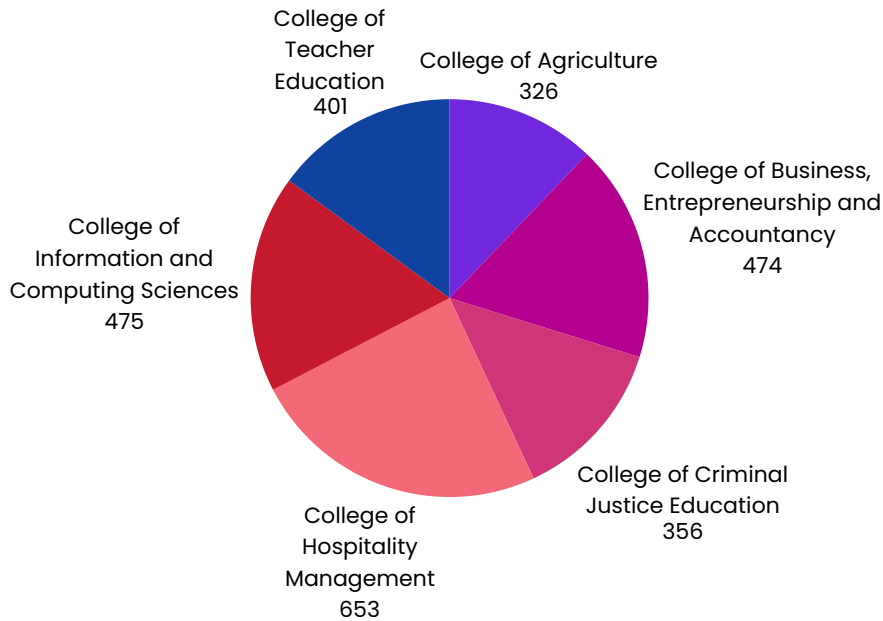
STUDENTS

in CAGAYAN STATE UNIVERSITY

(Gonzaga Campus)

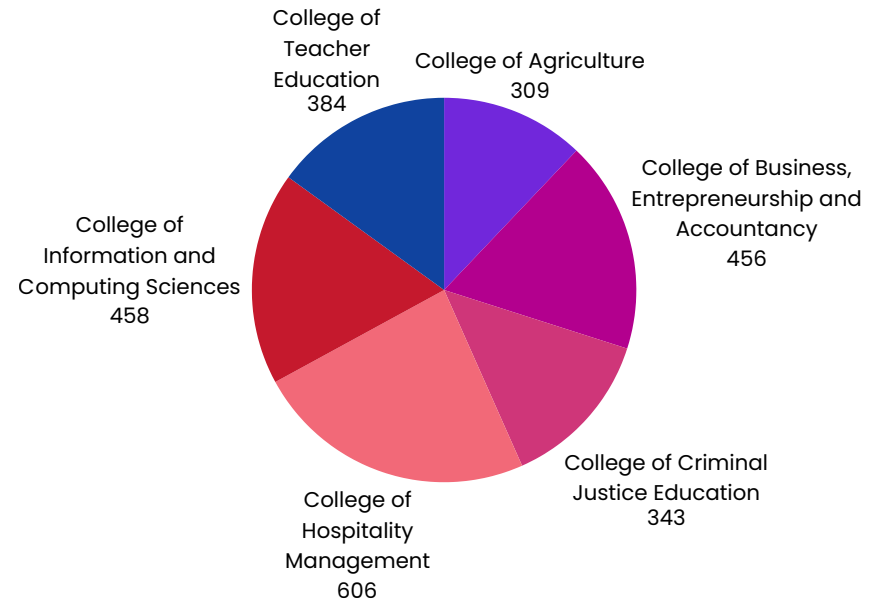
NUMBER OF STUDENTS PER COLLEGE BASED ON SEX ASSIGNED AT BIRTH ACADEMIC YEAR 2025–2026

FIRST SEMESTER



Total: 2,685 (F = 1,440; M = 1,245)

SECOND SEMESTER



Total: 2,556 (F = 1,369; M = 1,187)

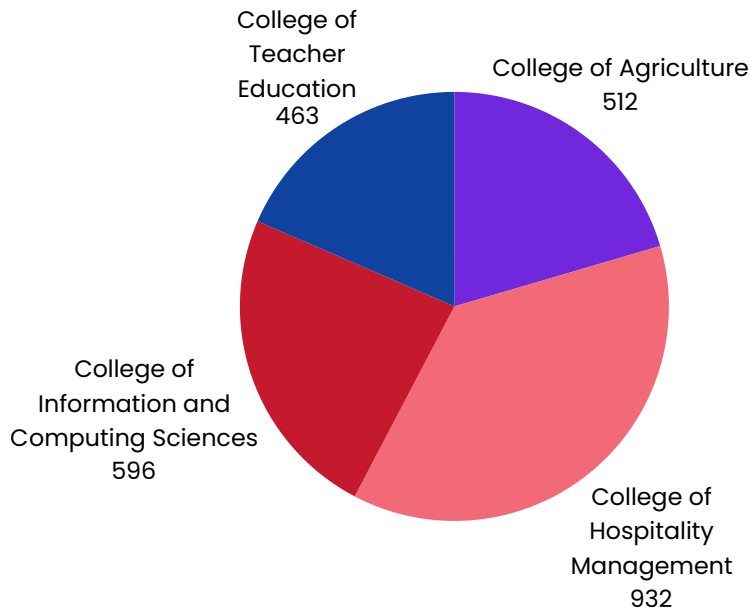
The data display student enrollment in each college of Gonzaga Campus both for the First Semester and Second Semester of A.Y. 2025–2026. For AY 2025–2026, enrollment at this campus shows a slight decline from the first to the second semester across all six colleges. The College of Hospitality Management remained the largest program, with 653 students in the first semester and 606 in the second, followed by the College of Information and Computing Sciences (475 → 458) and the College of Business, Entrepreneurship and Accountancy (474 → 456). The College of Teacher Education decreased from 401 to 384, while the College of Criminal Justice Education dropped from 356 to 343. The College of Agriculture also declined from 326 to 309.



STUDENTS *in* CAGAYAN STATE UNIVERSITY (Lal-lo Campus)

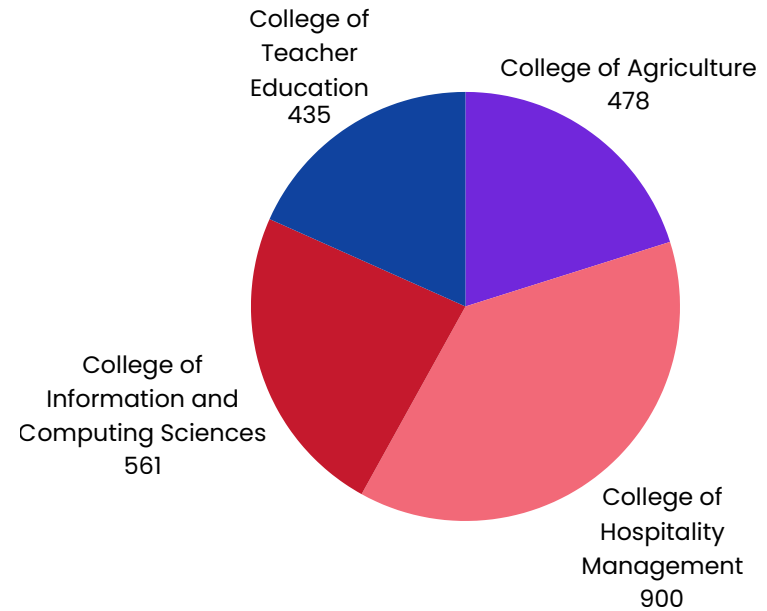
NUMBER OF STUDENTS PER COLLEGE BASED ON SEX ASSIGNED AT BIRTH ACADEMIC YEAR 2025-2026

FIRST SEMESTER



Total: 2,503 (F = 1,393; M = 1,110)

SECOND SEMESTER



Total: 2,374 (F = 1,332; M = 1,042)

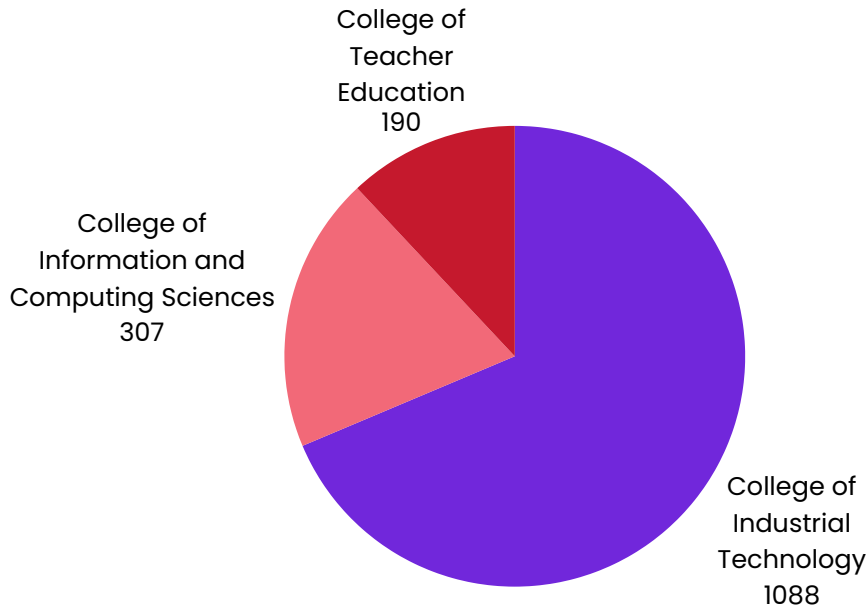
The data display student enrollment in each college of Lal-lo Campus both for the First Semester and Second Semester of A.Y. 2025-2026. Student enrollment declined slightly from the first to the second semester across all four colleges. The College of Hospitality Management remained the largest program, with 932 students in the first semester and 900 in the second, followed by the College of Information and Computing Sciences (596 → 561), the College of Agriculture (512 → 478), and the College of Teacher Education (463 → 435).



STUDENTS *in* CAGAYAN STATE UNIVERSITY (Lasam Campus)

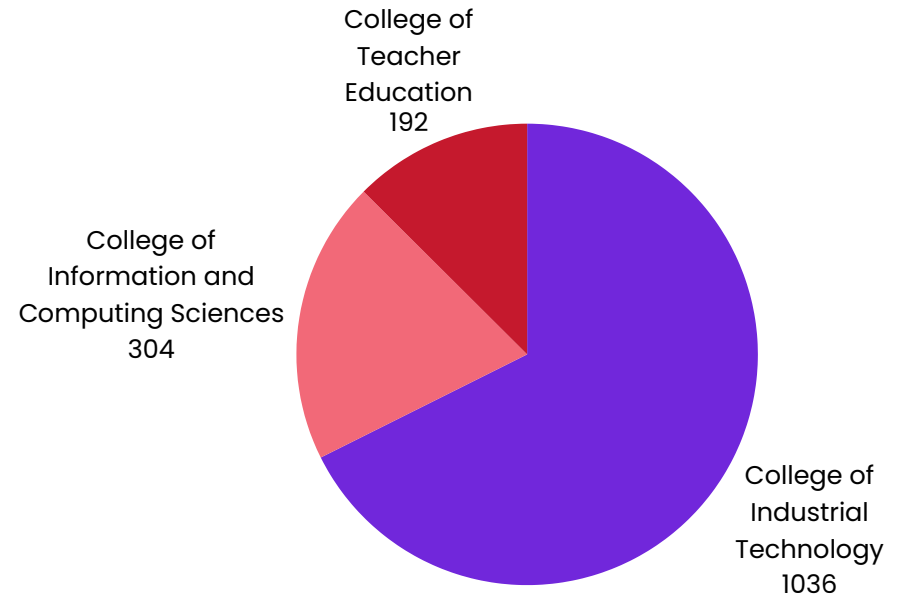
NUMBER OF STUDENTS PER COLLEGE BASED ON SEX ASSIGNED AT BIRTH ACADEMIC YEAR 2025-2026

FIRST SEMESTER



Total: 1,585 (F = 764; M = 821)

SECOND SEMESTER



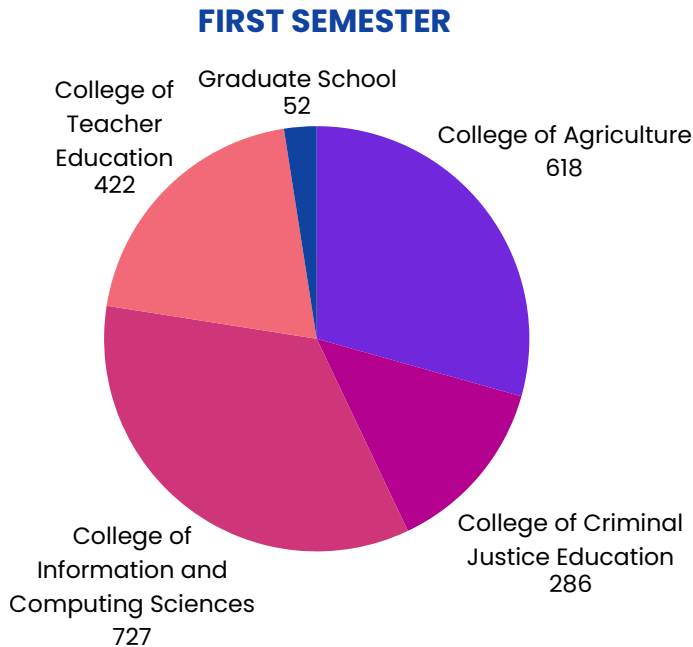
Total: 1,532 (F = 749; M = 783)

The data display student enrollment in each college of Lasam Campus both for the First Semester and Second Semester of A.Y. 2025-2026. Student enrollment remained relatively stable between the first and second semesters, with only slight changes across the three colleges. The College of Industrial Technology continued to dominate, enrolling 1,088 students in the first semester and 1,036 in the second. The College of Information and Computing Sciences followed with 307 students in the first semester and 304 in the second, while the College of Teacher Education recorded 190 students in the first semester and 192 in the second, showing a small increase.

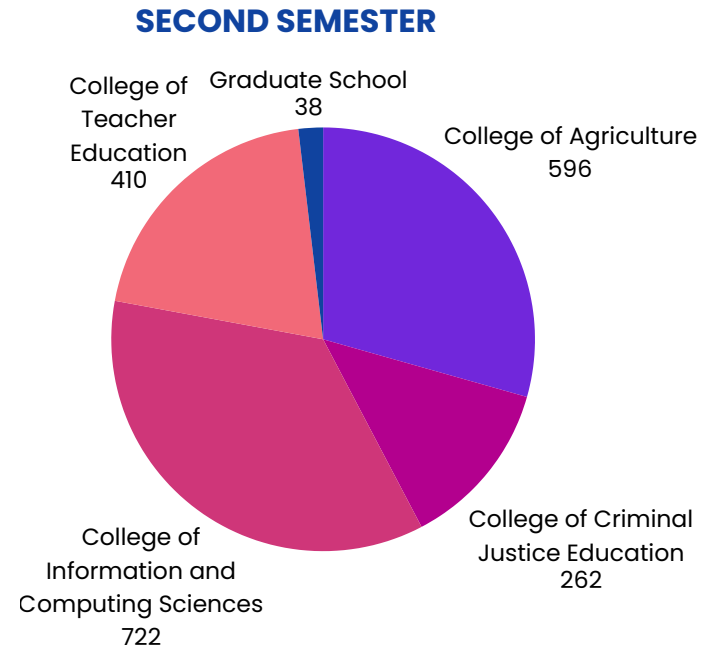


STUDENTS *in* CAGAYAN STATE UNIVERSITY (Piat Campus)

NUMBER OF STUDENTS PER COLLEGE BASED ON SEX ASSIGNED AT BIRTH ACADEMIC YEAR 2025-2026



Total: 2,105 (F = 1,141; M = 964)



Total: 2,028 (F = 1,111; M = 917)

The data display student enrollment in each college of Piat Campus both for the First Semester and Second Semester of A.Y. 2025-2026. Student enrollment showed slight decreases from the first to the second semester across most colleges. The College of Information and Computing Sciences remained the largest program, with 727 students in the first semester and 722 in the second, followed by the College of Agriculture (618 → 596) and the College of Teacher Education (422 → 410). The College of Criminal Justice Education declined from 286 to 262, while the Graduate School dropped from 52 to 38.



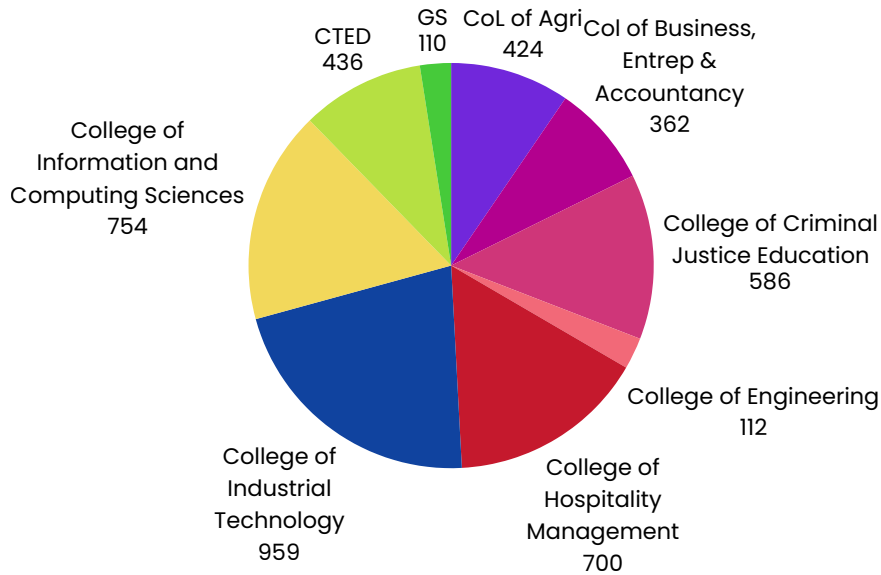
STUDENTS

in CAGAYAN STATE UNIVERSITY

(Sanchez Mira Campus)

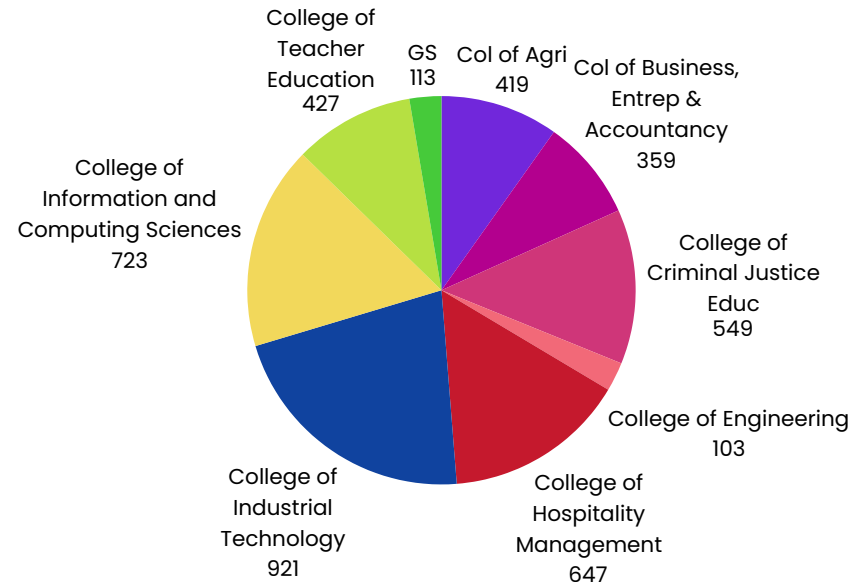
NUMBER OF STUDENTS PER COLLEGE BASED ON SEX ASSIGNED AT BIRTH ACADEMIC YEAR 2025-2026

FIRST SEMESTER



Total: 4,443 (F = 2,222; M = 2,221)

SECOND SEMESTER



Total: 4,261 (F = 2,138; M = 2,123)

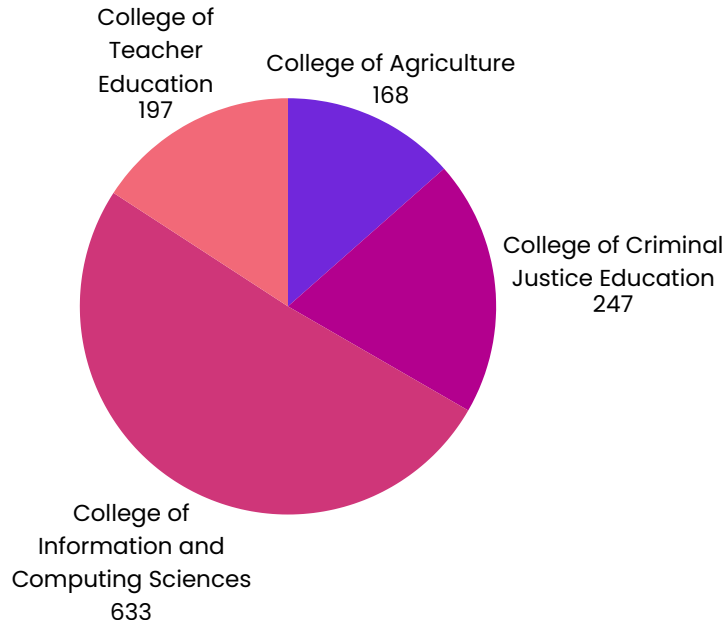
The data display student enrollment in each college of Sanchez Mira Campus both for the First Semester and Second Semester of A.Y. 2025-2026. Student enrollment declined slightly from the first to the second semester across most colleges. The College of Industrial Technology remained the largest program, with 959 students in the first semester and 921 in the second, followed by the College of Information and Computing Sciences (754 → 723) and the College of Hospitality Management (700 → 647). The College of Criminal Justice Education decreased from 586 to 549, while the College of Teacher Education dropped from 436 to 427. The College of Agriculture declined from 424 to 419, and the College of Business, Entrepreneurship & Accountancy from 362 to 359. Smaller programs such as the College of Engineering (112 → 103) and General Studies (110 → 113) remained relatively stable.



STUDENTS *in* CAGAYAN STATE UNIVERSITY (Solana Campus)

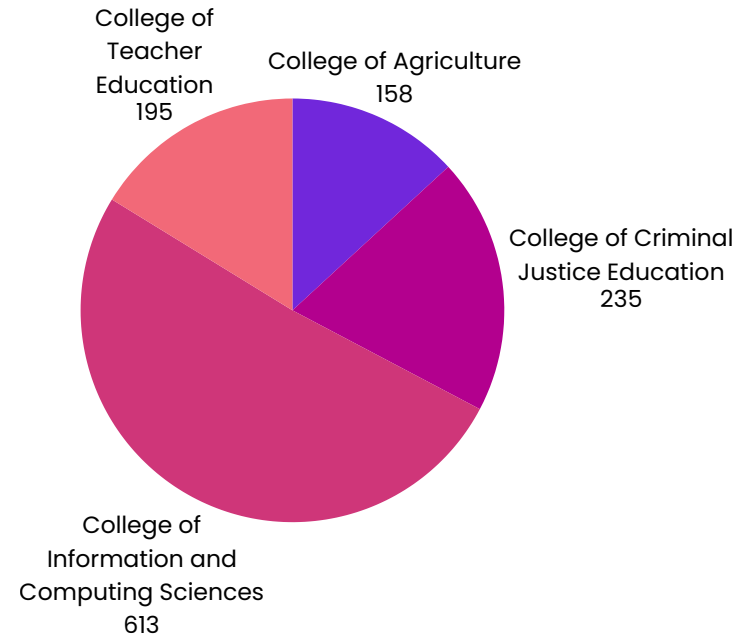
NUMBER OF STUDENTS PER COLLEGE BASED ON SEX ASSIGNED AT BIRTH ACADEMIC YEAR 2025-2026

FIRST SEMESTER



Total: 1,245 (F = 633; M = 612)

SECOND SEMESTER



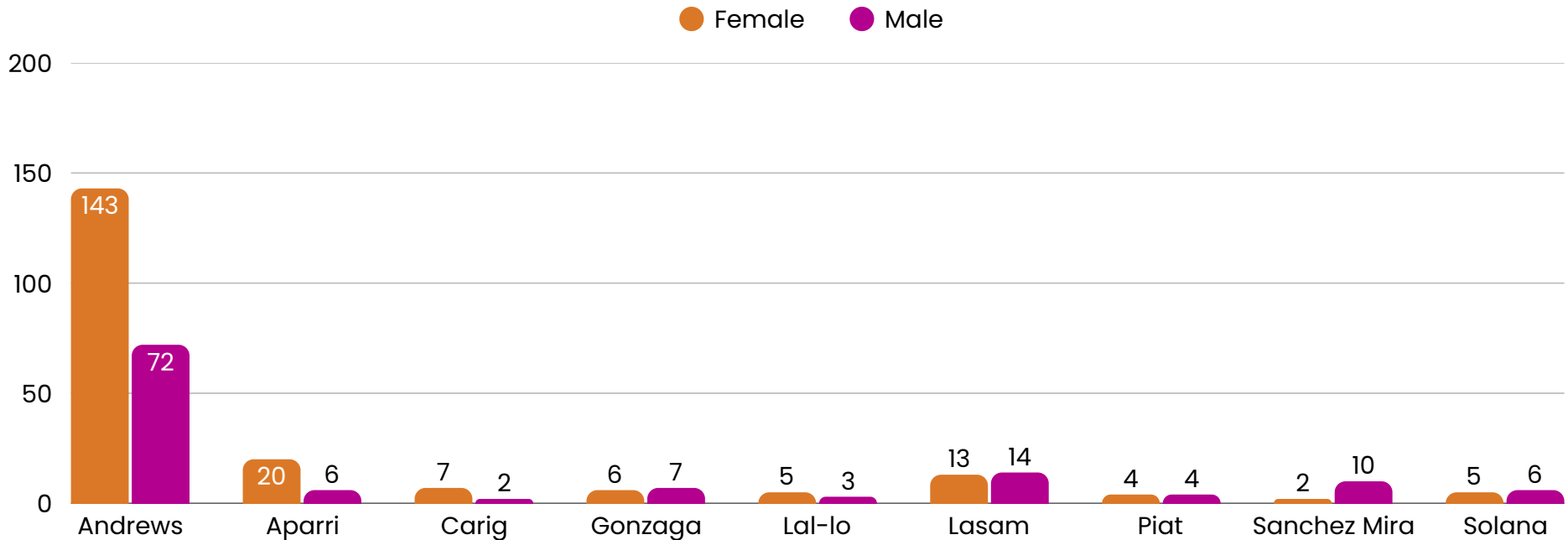
Total: 1,201 (F = 613; M = 588)

The data display student enrollment in each college of Solana Campus both for the First Semester and Second Semester of A.Y. 2025-2026. Student enrollment declined slightly from the first to the second semester across all four colleges. The College of Information and Computing Sciences remained the largest program, with 633 students in the first semester and 613 in the second. The College of Criminal Justice Education followed, decreasing from 247 to 235 students, while the College of Teacher Education dropped from 197 to 195. The College of Agriculture also declined from 168 to 158.



STUDENTS *in* CAGAYAN STATE UNIVERSITY

NUMBER OF STUDENTS WITH SPECIAL NEEDS (PHYSICALLY AND MENTALLY CHALLENGED) AS OF MAY 2026



The table highlight the sex-disaggregated data of the differently-abled students as of May 2026 across the nine campuses. Andrews Campus reported a total of 215 differently-abled students (143 female; 72 male). Other campuses reported fewer differently-abled students, with Aparri having a total of 26 (20 female; 6 male); Carig 9 (7 female; 2 male); Gonzaga 13 (6 female; 7 male); Lal-lo 8 (5 female; 3 male); Lasam 27 (13 female; 14 male); Piat 8 (4 female; 4 male); Sanchez Mira 12 (2 female; 10 male); and Solana 11 (5 female; 6 male).